




Strip 30 mm of the jacket




Press the wires through the slots



Insert the jack into the guide



Make sure the jack is firmly placed. Terminate wires with punch down tool



Place cap on jack and press to make sure it is fully seated
The cap opening allows the cable to move from side to rear